







# — Your MOOD Mountain —


# WHOLE GROUP ACTIVITY




silly 	sad 	calm 
playful 	scared 	happy 

— Your MOOD Mountain —

I chose to match the word \_\_\_\_\_ to this mountain because \_\_\_\_\_



=




# — Your MOOD Mountain —

## WHOLE GROUP ACTIVITY TEACHER DIRECTIONS

1. Pull up the “Mountain Pictures” on the board or print them and show students
2. Cut out and show students the “Mood Cards”
  - You can have a whole group set of the cards, individual sets of the cards or small group sets of the cards
3. Show the first picture
4. Have students decide which mood best fits the picture
5. Have students share with a partner, small group or whole group using the sentence stem: I chose to match the word \_\_\_\_\_ to this mountain because \_\_\_\_\_.
6. Repeat with the second picture.

# — BE Where — Your FEET Are

PLAY  
Video




# — Your MOOD Mountain —

I chose to match the word \_\_\_\_\_ to this mountain because \_\_\_\_\_.



==





— Your **MOOD** Mountain —





— Your **MOOD** Mountain —





— Your **MOOD** Mountain —





— Your **MOOD** Mountain —







— Your **MOOD** Mountain —




silly




sad




calm



playful



scared



happy







lonely




angry




excited



nervous



joyful



gloomy

